

Studio News

The July/August 2010 newsletter of
Mosaic Yarn Studio, Ltd.

1585 Ellinwood St., Des Plaines, IL 60016
Phone: (847) 390-1013 Fax: (847) 390-1256
Web: www.mosaicyarnstudio.com



STITCH N' PITCHSM
The Perfect Double Play

Join fellow stitchers & cheer for the Chicago White Sox...

Wednesday, August 11
Special Ticket Price: \$25

Please purchase tickets from us if you want to sit with the "Mosaic Yarn Studio group" by **July 6th**. (Seats are ground level)

We have a bus leaving Mosaic Yarn Studio at 5:00 p.m. for \$20.
Space is limited to first 25 people.



* Sidewalk Sale *

Friday & Saturday,
August 20 & 21
10 a.m. - 4 p.m.

&

Sunday, August 22
12 - 4 p.m.

Special Sales on Discontinued Yarns!
Support Your Local Yarn Shop!

Focus on Fit: The Design Process

with Darlene Joyce

New!



This class is for those knitters who want to take on the challenge of designing a classic set-in-sleeve pullover that fits their body perfectly. Darlene will take you through the entire design process from swatch to sweater and work with your unique body measurements. Students must purchase Knitwear Design Workshop (\$40). Please come with an attitude to be challenged. Bring a favorite fitting sweater, a large notepad, a pencil with eraser, a calculator, a tape measurer, knitting needles and desired yarn for sweater. (Book & yarn must be purchased at MYS). There will be homework each week. Space is limited.

Sat. August 7 to September 18
(No Class September 4)
Fee: \$100

1 - 3 p.m.
6 week class

Chaotic Cables

Thursday, July 29, 7 - 9 p.m.

Purchase 300 yards of worsted weight yarn from MYS, cast on 40 stitches on a US 8 needle and bring a cable needle.

- ◆ Dickey Knitting Game
- ◆ Dinner included

\$30/person
(\$20 if you already purchased the Dickey Knitting Game from us)

Hi,

With the tough economy, I think it is important to thank you for continuing to support the shop. We are conscious that you have other choices and we strive to build lasting relationships with you, our customers. Please let me know how we are doing and ways we might be able to improve your experience at MYS! Thanks!

Darlene


Just for Fun!

HOLIDAY HUES

Friday, July 2, 10 a.m. - 4 p.m. &

Saturday, July 3, 10 a.m. - 4 p.m.

In celebration of **Independence Day**, all **Red, White & Blue** yarn is 20% off!



Tech Square Afghan KAL

with Courtney Buckalew & June Sorensen



*The 2nd Saturday & Friday
of every month, 1-3 p.m.
during the entire 2010 year!*

Learn a block a month

Each class is \$10

Students can jump in at any time!

Space is limited, please register early.

July-Intarsia

August-Entrelac

September-Domino

November-Fair Isle

Charity Corner

“Knitting for Charity”

with June Sorensen &

Courtney Buckalew & Barb Blume

1st & 3rd Thursday of Every Month, 7-9 p.m.

&

1st & 3rd Friday of Every Month, 1-3 p.m.

Handknit to Help Haiti Project



- ◆ Knit/Crochet items to be sold at a craft show at Friendship Park Conservatory,

Mount Prospect on October 16, 2010

- ◆ Bake items to sell on the special day.
 - ◆ Invite your friends to come.
 - ◆ Proceeds will be donated to “Doctors Without Borders”

Lace Knitter’s Help Clinic

with Judy Chan

Saturdays, 2 - 3 p.m.

July 24

August 14

September 18

Fee: \$10/each or \$25/all three


Students must sign up and pay registration fee by the previous Thursday.

New!

The Lunch Bunch Group!

- ◆ You gotta eat!
- ◆ You gotta knit/crochet!

Wednesdays,
11 a.m. - 1 p.m.
(during July/August)



Why not join us for a Knit/Crochet In? Bring you lunch or we will order in. No fee for attending...just if you want to order food.

Knitting Classes

Beginning Knitting

During the first 2 classes, you will learn to cast on, knit, purl, increase, decrease & cast off. On the 3rd class session, you will pick out an easy project, learn to read knitting instructions & work on your chosen project for the remainder of the course. **Fee: \$76/4 week class**

Mon. July 5 to 26 with Georg 7 - 9 p.m.

Wed. July 7 to 28 with Courtney 2 - 4 p.m.

Sun. July 11 to August 8 with Melissa 12 - 2 p.m.
(No Class August 1)

Mon. August 9 to 30 with Georg 7 - 9 p.m.

Wed. August 4 to 25 with MYS Staff 2 - 4 p.m.

All materials must be purchased from Mosaic Yarn Studio. Registered students get a 10% discount on class supplies!

Intermediate Knitting

Intermediate Knitting

You will learn more advanced techniques of your choice. For example, you can choose a simple cabled sweater pattern, a fair isle pattern, an intarsia pattern - the choice is yours! This class can be taken over and over and over and over....

Fee: \$80/session 4 weeks
Special Fee: \$288/4 consecutive sessions (16 weeks)

Monday Afternoons with Darlene 1- 3 p.m.
Session 7 July 5 to 26
Session 8 August 9 to 30
Session 9 September 13 to October 11
(No Class September 27)
Session 10 October 18 to November 8

Tuesday Mornings with Darlene 10 a.m. - 12 p.m.
Session 8 July 27 to August 17
Session 9 August 24 to September 14
Session 10 September 21 to October 19
(No Class September 28)
Session 11 October 26 to November 16

Tuesday Afternoons with Darlene 12:30 - 2:30 p.m.
Session 8 July 27 to August 17
Session 9 August 24 to September 14
Session 10 September 21 to October 19
(No Class September 28)
Session 11 October 26 to November 16

Tuesday Evenings with Darlene 6 - 8 p.m.
Session 8 July 27 to August 17
Session 9 August 24 to September 14
Session 10 September 21 to October 19
(No Class September 28)
Session 11 October 26 to November 16

Wednesday Evenings with Judy 7 - 9 p.m.
Session 7 July 7 to 28
Session 8 August 4 to September 1
(No Class August 11)
Session 9 September 8 to 29
Session 10 October 6 to 27

Wednesday Evenings with Georg 7 - 9 p.m.
Session 8 July 28 to August 25
(No Class August 11)
Session 9 September 1 to 22
Session 10 September 29 to October 20
Session 11 October 27 to November 17

Thursday Evenings with Darlene 7 - 9 p.m.
Session 7 July 8 to August 5
(No Class July 29)
Session 8 August 12 to September 2
Session 9 September 9 to October 14
(No Class September 25 & October 7)
Session 10 October 21 to November 18
(No Class October 28)

Friday Mornings with Courtney 10 a.m. - 12 p.m.
Session 7 July 9 to 30
Session 8 August 6 to 27
Session 9 September 3 to 24
Session 10 October 1 to 22

Saturday Mornings with Darlene 10 a.m. - 12 p.m.
Session 6 July 10 to 31
Session 7 August 7 to 28
Session 8 September 4 to October 2
(No Class September 25)
Session 9 October 9 to November 6
(No Class October 16)

Sunday Afternoons with Melissa 2 - 4 p.m.
Session 7 July 25 to August 15
Session 8 August 22 to September 12
Session 9 September 12 to October 3
Session 10 October 10 to 31

Technique Classes

Continental (European) Knitting with Judy Chan
Learning continental knitting, sometimes called picking, can help give you options while knitting. Some knitters find that they can knit more evenly and quickly with this method. This class would be a good introduction to Judy's Fair Isle Workshop.

Sat. July 10 1 - 3 p.m.
Fee: \$32 2 hour class

Shaping with Increases/Decreases with Judy Chan
When patterns say to decrease, do you simply knit two together? Did you know there are more professional techniques of shaping? Learn a variety of increases and decreases and the characteristics of each. Explore the different effects of these shaping techniques and in what situations to use which technique. Bring a size US 8 needle and worsted weight yarn.

Sat. July 31 1 - 3 p.m.
Fee: \$32 2 hour class

Finishing with Darlene Joyce
Learn professional finishing techniques that will make your sweater look "handmade" rather than "homemade." The class includes ideas on planning for finishing, weaving in ends, calculating the pick up sequence along edges, etc. Using swatches that you prepare before class, you will practice seaming techniques and leave with skills that will make finishing a pleasant experience rather than a nightmare.

Wed. July 7 1 - 3 p.m.
Fee: \$32 2 hour class

Changing Commercial Patterns to Fit with Darlene (A willingness to measure oneself required!)
Are you frustrated with the way that sweaters fit you? Did you follow the directions carefully and still find that your sweaters do not quite look right on you? Come learn how you can make some simple changes to commercial patterns to ensure that they fit **you**.

Sat. July 31 1 - 3 p.m.
Fee: \$32 2 hour class

Project Classes

Roomy Vest with June Sorensen
Learn the Pearl Brioché Stitch while making this beautiful roomy vest designed by Pam Allen for Classic Elite yarns. The yarn, Allegro, is an organic cotton, linen blend that is perfect to wear year round. This vest is designed with 9" ease in the bust. You can try ours on for size!

Thurs. July 1 to 15 2 - 4 p.m.
Wed. July 21 to August 4 7 - 9 p.m.
Fee: \$60 3 week class



Stash Knitting: Side to Side with Judy Chan
Do you have lots of leftover balls of yarn from your projects? Here is a great way to combine these yarns into a sweater that has vertical stripes. This sweater is made from the sleeve cuff to the center. Once the two halves are complete, you just use a three needle bind off to join them. Any yarn, stitch or combination can be used to create this one of a kind sweater. This sweater can be made in any size or length. Bring samples of your stash and use them all! The pattern and instructions for completing this sweater will be given out at the workshop.

Sat. July 10 to August 14 10 a.m. - 12 p.m. (No Class July 17 & August 7)
Fee: \$80 4 week class


Swallowtail Lace Shawl with Darlene Joyce
A border of lily of the valley adds an interesting counterpoint to the tiny budding lace pattern at the top of this small shawl. It ends with a scalloped edging, and the lace throughout has an Estonian influence. This shawl looks great in both solid and semi-solid color lace, fingering, and Shetland/sport/DK weight yarns. Designed by Evelyn Clark. Darlene added beads to her shawl! (www.evelynclarkdesigns.com)



Sat. July 10 to 24 1 - 3 p.m.
Fee: \$60 3 week class

Faroese Shawl with Judy Chan

Using a pattern selected from Myrna Stahman's Stahman Shawls and Scarves book, students will learn traditional shawl making techniques of the people of the Faroese Islands. Faroese natives claim to have "invented" the shawl. The Faroese shawl has special shaping that causes the shawl to hug the shoulders, preventing it from sliding off. Why not make an heirloom for your family?



Mon. July 12 to August 16
(No Class July 19 & August 9)
Fee: \$80

7 - 9 p.m.
4 week class

Crayon Box Jacket with Darlene Joyce

Learn how to combine different weights of yarns and work mitered squares to create Chris Bylsma's one-of-kind Crayon Box Jacket. No two jackets are the same! Children's sizes also available.




Wed. July 14 to 28
Fee: \$60

1 - 3 p.m.
3 week class

Indian Cross Stitch Scarf with June Sorensen

Learn the very interesting cross stitch pattern while knitting a scarf in your favorite Koigu color. Choose 2 skeins of Koigu from our huge selection and bring a size US 6 knitting needle. No cable needle required.



Sat. July 24
Fee: \$32

2 - 4 p.m.
2 hour class

Buttercup with Darlene Joyce

This top is one of the many cute design of Heidi Kirrmaier. This top down pullover features a inset lace panel. Made from Elsebeth Llavod's Hemptathy yarn, it is crisp and cool. Size range from XS to XXL. You can find her designs (i.e. Peasy, Vesper) on Ravlery, published under Pipibird.



Sat. July 31 to August 21
Fee: \$80

1 - 3 p.m.
4 week class

Felted Bowling Bag Purse with Melissa Cooper

Kristi Porter designed this bag for Curious Creek Fibers. "This spunky little bag is worked in a series of short rowed wedges on large needles. Then the purse is felted in a washing machine. Choose any two of your favorite colorways—from subtle to raucous." Please visit www.curiouscreek.com to download pattern.

New!



Sun. August 15 & 22
Wed. August 18 & 25
Fee: \$50

12 - 2 p.m.
7 - 9 p.m.
2 week class

Fair Isle Knitting

With Judy Chan

Spend an entire day learning about the history, design and techniques of Fair Isle, including stranded knitting and steeks.

Saturday, August 28

10 a.m.— 3 p.m.

(with an hour lunch break)

Cost: \$50

Pick up a material supply list when registering. Space is limited.



Finishing Clinic

The Knitting Doctor is in!

\$10/one hour clinic

Bring your knitted pieces, a tapestry needle, split ring markers, a tape measure and learn to sew your sweaters together!

Wednesdays 10 - 11 a.m. (Darlene)

Saturdays, 9 - 10 a.m. (Darlene)

Registration 24 hours before clinic start time required.

(No Class July 3)



Crochet Classes

Isadora with Robyn Krause

Learn beaded crochet techniques with the "Isadora Beaded Choker". This is an original pattern by Robyn Krause. Bead crochet is deceptively easy -- if you can single and double crochet, you can make this necklace. Materials needed: size 3 crochet cotton (many colors to choose from), size 6 seed beads, and a size 1 steel hook (2.75mm). All materials need to be purchased from MYS. Come to class with beads pre-strung.



Sat., July 24

1 - 3 p.m.

Fri. July 30

1 - 3 p.m.

Fee: \$32

2 hour class

Kumihimo Fiber Necklaces

with June Sorensen

Kumihimo is the Japanese art of braiding. It means the "gathering of threads". In this class you will spend some time picking fibers for your necklace, learn basic braiding on a disk and see a demonstration on how to finish the cord. Children over the age of 10 are welcome to attend with an adult.

Thursday, July 22

2 - 4 p.m. Fee: \$32

Pre-registration required.

Pick up a materials sheet when you register.

Please note that out of courtesy to instructors, MYS cannot promise any make-up classes for missed classes. Any exceptions are at the discretion of the owner.

Beginning/ Intermediate Crochet with Robyn Krause

This class is for crocheters of any skill level. It is tailored around what you know and what you'd like to learn. If you're new to crochet, you'll get started with chain, single, and double crochet stitches. Already know the basics? Then learn to read patterns and stitch diagrams. If you want to learn classics like granny squares, doilies, motifs, or filet crochet, only your imagination is the limit! Come prepared with a project of your choosing, and let's get started.



Wednesday, July 7 to 28

7 - 9 p.m.

Wednesday, August 4 to September 1

7 - 9 p.m.

(No Class August 18)

Fee: \$80

4 week class

Tunisian Crochet with Robyn Krause



New! "Tunisian crochet has a multi-national history, with early examples found in Africa and Central Asia. It was a popular technique in Victorian-era publications, with patterns using Tunisian Simple Stitch and cross-stitch embroidery on the finished fabric's grid being all the rage. Tunisian crochet was frequently referred to as "afghan stitch". A Tunisian crochet hook is longer than a regular crochet hook. It has a hook at one end and a knob at the other end to hold the stitches on the hook. The basics will be taught. Kim Guzman's book, Learn to do Tunisian Lace Stitches, a size K afghan hook and a skein of worsted weight yarn are required.

Sat. August 7

10 a.m. - 12 p.m.

Fri. August 27

1 - 3 p.m.

Fee: \$32

2 hour class

We are online!

- ♦ view classes
- ♦ pick out a class
- ♦ pay on line with a credit card
- ♦ buy gift certificates (under "services")




www.mosaic yarnstudio.com

We also have a group on Facebook & Ravelry!

Coming in September/October

Eyelet Ribbed Top with Darlene Joyce



(Designed by Jackie Erickson-Schweitzer of HeartString FiberArts)

Sat. October 9 to 30
(No Class October 16)
1 - 3 p.m.
Fee: \$60

Hemlock Ring Blanket with June Sorensen

(Modified by Jared Flood)
(www.brooklynweed.blogspot.com)

Wed. September 1 & 8
7 - 9 p.m.
Fee: \$50
2 week class



Free Pattern

Felted Wallet Pouch

by Darlene Joyce

Materials: 1 skein of Universal Deluxe Chunky LP, size US 15 16" circular needles and double points; 6" zipper.

With circular needle, cast on 40 sts. Join in the round and knit until piece measures 7". Bind off.

Sew bottom of pouch.

I-cord: With double points, cast on 3 sts. *Push sts to other end of needle. Knit 3. Repeat from * until cord is 12" long.

Felt Bag: Put pouch and handle in a lingerie bag and felt in washing machine using a hot/cold setting. Do not let the pouch go through the spin cycle.

Finishing: Sew zipper in place.
Sew handle in desired place.



© 2010, Mosaic Yarn Studio, Ltd. All rights reserved.

Class Registration Form

Name: _____
Address: _____
City: _____ State: _____ Zip: _____
Phone: _____
E-mail: _____

I'd like to enroll in the following classes:

Amount Enclosed: \$ _____

Please Charge My Credit Card:

___ Visa _____ Mastercard

Account # _____

Exp. Date _____

Signature _____

Mail to: Mosaic Yarn Studio, Ltd.
1585 Ellinwood St. #101
Des Plaines, IL 60016

Class Policies

Class Materials: Except when noted, yarns **must** be purchased from Mosaic Yarn Studio. Come in as soon as possible to pick out your supplies in case we need to order something. *Students receive a 10% discount on all class materials! Please come to class with any gadgets you might need!*

Pre-Registration: Pre-registration is required for all classes. You may register by phone via Visa/Mastercard or you can send in the class registration form above. Of course, you can always register in person!

Minimum: A minimum of **three** students is required in order for a class to run. You will be notified one week in advance if the minimum is not met and your deposit will be refunded.

Balance: The balance for class fees is due on the first day of class.

Cancellation: Store credit can be issued for your deposit if we are notified one week before the start of class. After this point, deposits are non-refundable. *Out of courtesy to our instructors, no make-up classes are given.*

All Classes: 100% payment is due at the time of registration.

Private Lessons

We offer private lessons at **\$32.00 per hour**. Call the shop at 847-390-1013 or stop by & we can set something up for you with one of our instructors.

◆ **One hour minimum please**

◆ **Pre-payment required**

◆ **No refunds on cancellations made less than one week before scheduled lesson**

 **Mosaic**
Yarn Studio, Ltd.

1585 Ellinwood St. #101
Des Plaines, IL 60016



Store Hours

Tues., Fri., Sat.	10 a.m. to 4 p.m.
Wednesday	10 a.m. to 9 p.m.
Thursday	12 p.m. to 9 p.m.
Sunday	12 p.m. to 4 p.m.
Monday	Closed

Join Us for Our **FREE**
Knit/Crochet Nites!



Come by Mosaic Yarn
Studio the 2nd & 4th **Thursday**
Evening of Every Month from
7 p.m. to 9 p.m.

**Mosaic Yarn Studio is located in downtown
Des Plaines at 1585 Ellinwood St. on the
South Side of the Railroad Tracks**

From the Northwest Suburbs

Southeast on Northwest Hwy (Rt.14) to Pearson.
Right on Pearson to Ellinwood. Left on Ellinwood.

From the Northern Suburbs

I-294 South to the Golf Rd. Exit West on Golf Rd. to
Des Plaines River Rd. Left on Des Plaines River Rd.
to Ellinwood. Right on Ellinwood.

From the Western Suburbs

I-294 North to Dempster St. Exit. West on Dempster
St. to Des Plaines River Rd. Left on Des Plaines
River Rd. to Ellinwood.
Right on Ellinwood.

From Downtown Chicago

I-90 West to I-294 North
Follow directions for
Western Suburbs

Additional Parking Available Behind the Studio!